

## INSTALLATION INSTRUCTIONS

# SILVER<sup>M</sup> C, SD

---

---



- GB - Installation instructions
- SE - Installationsanvisning
- DE - Installationsanleitung
- FR - Instructions d'installation
- NO - Installasjonsanvisning
- DK - Installationsanvisning
- FI - Asennusohje
- PL - Instrukcja instalacji
- RU - Инструкция по установке и монтажу
- ES - Instrucciones de instalación
- IT - Istruzioni per l'installazione
- PT - Instruções de instalação
- NL - Installatieaanwijzing

# CONTENTS

The document was originally written in Swedish.

<b>GB - CONTENTS</b>		<b>NO - INNHOLDSFORTEGNELSE</b>	
1. Key to symbols	4	1. Tegnforklaring	4
2. Lifting	5	2. Løfte	5
3. Unpacking	6	3. Oppakning	6
4. Serial number	6	4. Serienummer	6
5. Moving into position	7	5. Inntransport	7
6. The docking of unit sections	8	6. Tilkopling av aggregatseksjoner	8
7. Placement	9-10	7. Plassering	9-10
8. Water trap	11	8. Vannlås	11
9. Connection to the Ducting	12-13	9. Tilkobling kanaler	12-13
10. Electrical Connections	14	10. El-tilkobling	14

<b>SE - INNEHÅLLSFÖRTECKNING</b>		<b>DK - INHOLDSFORTEGNELSE</b>	
1. Teckenförklaring	4	1. Tegnforklaring	4
2. Lyftning	5	2. Løfte	5
3. Uppackning	6	3. Udpakning	6
4. Serienummer	6	4. Serienummer	6
5. Intransport	7	5. Transport ind i bygningen	7
6. Dockning av aggregatsektioner	8	6. Sammenkobling af aggregatsektioner	8
7. Placering	9-10	7. Placering	9-10
8. Vattenlås	11	8. Vandlås	11
9. Anslutning kanaler	12-13	9. Tilslutning, kanaler	12-13
10. Elanslutning	14	10. El-tilslutning,	14

<b>DE - INHALTSVERZEICHNIS</b>		<b>FI - SISÄLLYSLUETTELO</b>	
1. Zeichenerklärung	4	1. Merkkien selitys	4
2. Anheben	5	2. Nostaminen	5
3. Auspacken des Zubehörs	6	3. Pakkauksen purkaminen	6
4. Seriennummer	6	4. Sarjanumero	6
5. Einfahren	7	5. Sisäänkuljetus	7
6. Andocken von Gerätesektionen	8	6. Laitteosien liittäminen	8
7. Innenaufstellung	9-10	7. Sijoitus	9-10
8. Siphon	11	8. Vesilukko	11
9. Anschluss Kanäle	12-13	9. Kanavaliitäntä	12-13
10. Elektroanschluss	14	10. Tehonsyöttöliitäntä	14

<b>FR - TABLE DE MATIÈRES</b>		<b>PL - SPIS TREŚCI</b>	
1. Explication des symboles	4	1. Oznaczenia symboli	4
2. Levage	5	2. Transport pionowy	5
3. Déballage	6	3. Rozpakowanie-części składowe centrali	6
4. Numéro de série	6	4. Numery seryjne	6
5. Démontage de l'unité	7	5. Transport wewnątrz pomieszczeń	7
6. Configuration groupée des sections de la centrale	8	6. Łączenie sekcji funkcyjnych	8
7. Positionnement	9-10	7. Posadowienie centrali	9-10
8. Siphon	11	8. Syfon wodny	11
9. Raccordement canaux	12-13	9. Podłączenie przewodów powietrza	12-13
10. Raccordement électrique	14	10. Włącznik główny	14



# CONTENTS



<b>RU - Оглавление</b>		<b>PT - ÍNDICE</b>	
1. Обозначения	4	1. Explicação de símbolos	4
2. Подъем краном	5	2. Levantar	5
3. Распаковывание	6	3. Desembalagem	6
4. Серия-номер	6	4. Número de série	6
5. Перемещение	7	5. Transporte da unidade para dentro do edifício	7
6. Соединение секций агрегата	8	6. O acoplamento das secções das unidades	8
7. Установка	9-10	7. Colocação	9-10
8. Водяной затвор	11	8. Sifão	11
9. Присоединение воздуховодов	12-13	9. Ligações canais	12-13
10. Подключение	14	10. Ligações eléctricas	14



<b>ES - ÍNDICE</b>		<b>NL - INHOUDSOPGAVE</b>	
1. Explicación de los símbolos	4	1. Legenda	4
2. Elevación	5	2. Het opheffen	5
3. Desembalaje	6	3. Uitpakken	6
4. Número de serie	6	4. Serienummer	6
5. Transporte interno	7	5. Transport in	7
6. Acoplamiento de las secciones de la unidad	8	6. Aansluiten van secties	8
7. Ubicación	9-10	7. Plaatsing	9-10
8. Colector de agua	11	8. Sifon	11
9. Conductos de conexión	12-13	9. Aansluiten kanalen	12-13
10. Conexión eléctrica	14	10. Aansluiten	14

<b>IT - INDICE</b>	
1. Legenda	4
2. Sollevamento	5
3. Disimballaggio	6
4. Numero di serie	6
5. Trasporto in entrata	7
6. Collegamento delle sezioni dell'unità	8
7. Posizionamento	9-10
8. Sifone	11
9. Collegamento dei canali	12-13
10. Collegamenti	14

**1.**

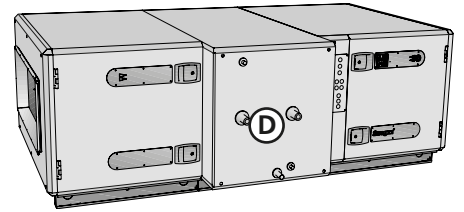
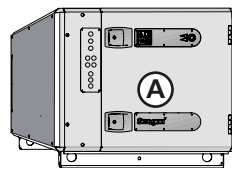
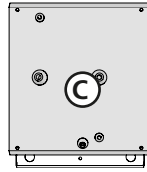
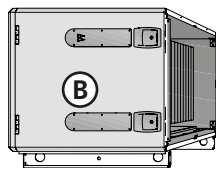
 Warning	<b>SE</b> Varning	<b>DE</b> Warnung	<b>FR</b> Avertissement	<b>NO</b> Advarsel
 Protect from moisture	Skyddas från väta	Vor Nässe schützen	Protéger contre l'humidité	Beskyttes fra væte




 Advarsel	<b>DK</b>	<b>FI</b> Varoitus	<b>PL</b> Uwaga!	<b>RU</b> Внимание	<b>ES</b> Advertencia
 Beskyttes mod væde		Suojattava kastumiselta	Chronić przed wilgocią	Защитить от влаги	Proteger contra la humedad

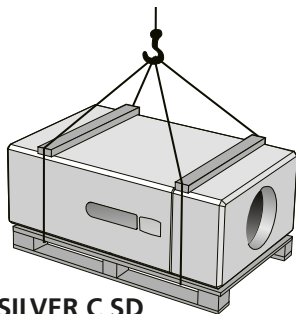
 Avvertenza	<b>IT</b>	<b>PT</b> Aviso	<b>NL</b> Waarschuwing		
 Teme l'umidità		Proteger contra a humidade	Tegen vocht beschermen		



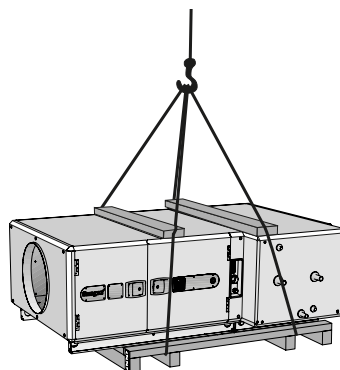
SILVER C SD 04/05, 07/08, 11/12, 14/20, 25/30, 35/40, 50/60, 70/80, 100/120




SILVER C SD	 A (kg)	 B (kg)	 C (kg)	D (kg)
04/05	-	-	-	119
07	-	-	-	133
08	-	-	-	137
11	176	-	171	347
12	187	-	171	358
14	188	104	226	518
20	206	104	226	536
25	267	115	296	678
30	287	115	296	698
35	350	136	375	861
40	375	136	375	886
50	410	210	535	1155
60	450	210	535	1195
70	590	269	780	1639
80	640	269	780	1689
100	834	529	1004	2367
120	968	529	1004	2501



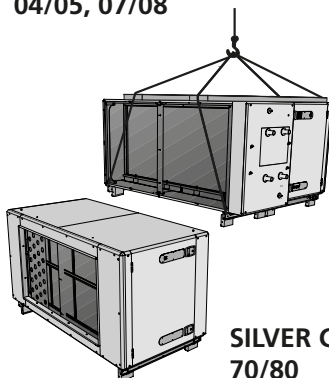
SILVER C SD  
04/05, 07/08



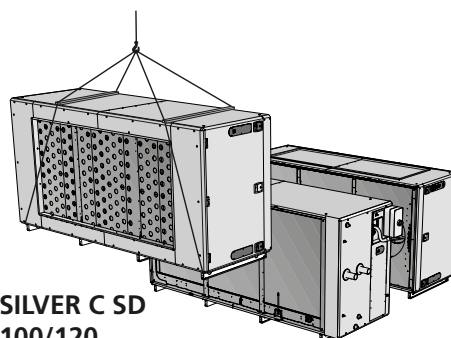
SILVER C SD  
11/12, 14/20, 25/30, 35/40



SILVER C SD  
50/60



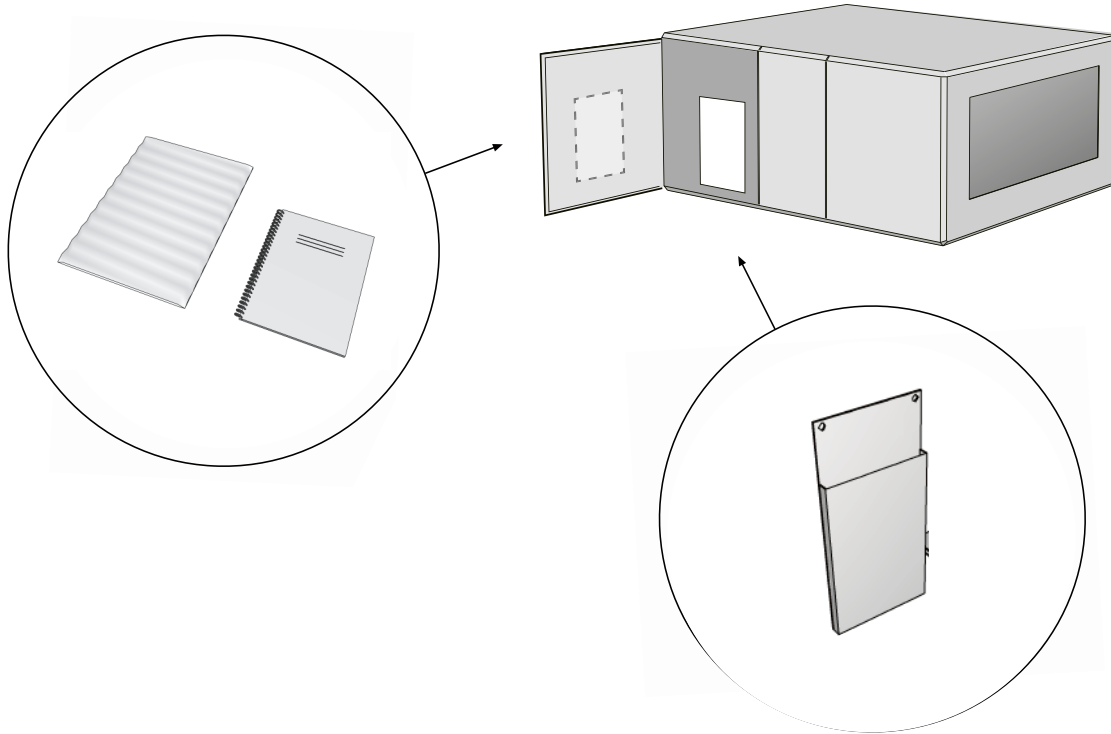
SILVER C SD  
70/80



SILVER C SD  
100/120

3.

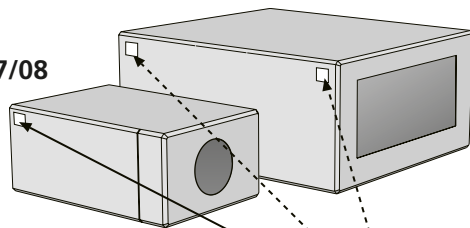
SILVER C SD 04/05, 07/08, 11/12, 14/20, 25/30, 35/40, 50/60, 70/80, 100/120



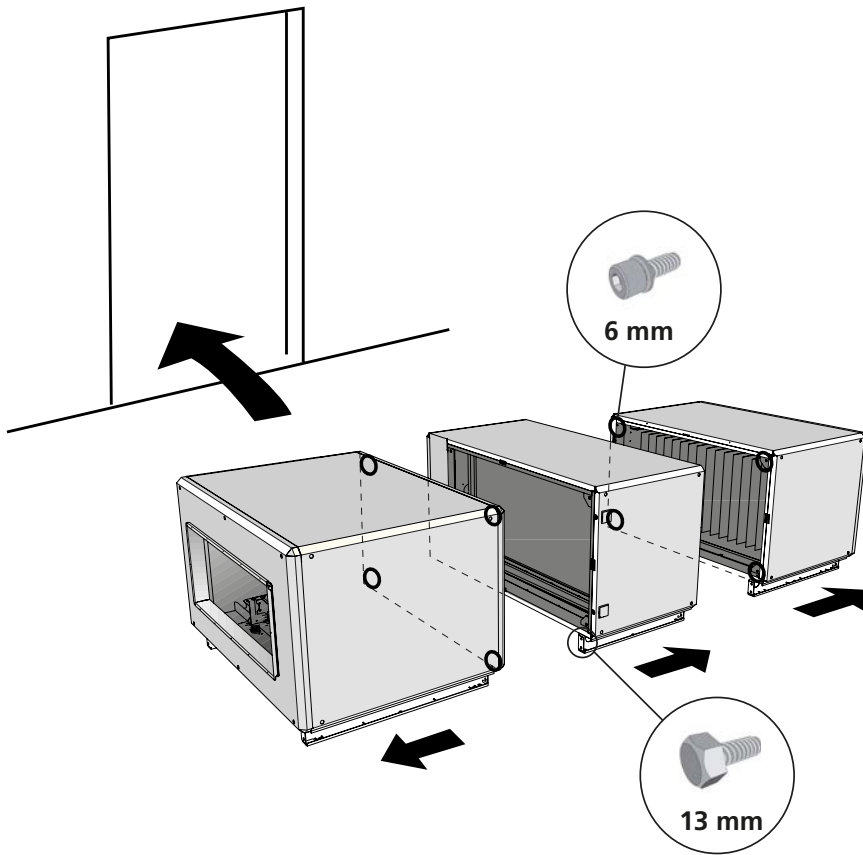
4.

SILVER C SD 11/12, 14/20, 25/30, 35/40, 50/60, 70/80, 100/120

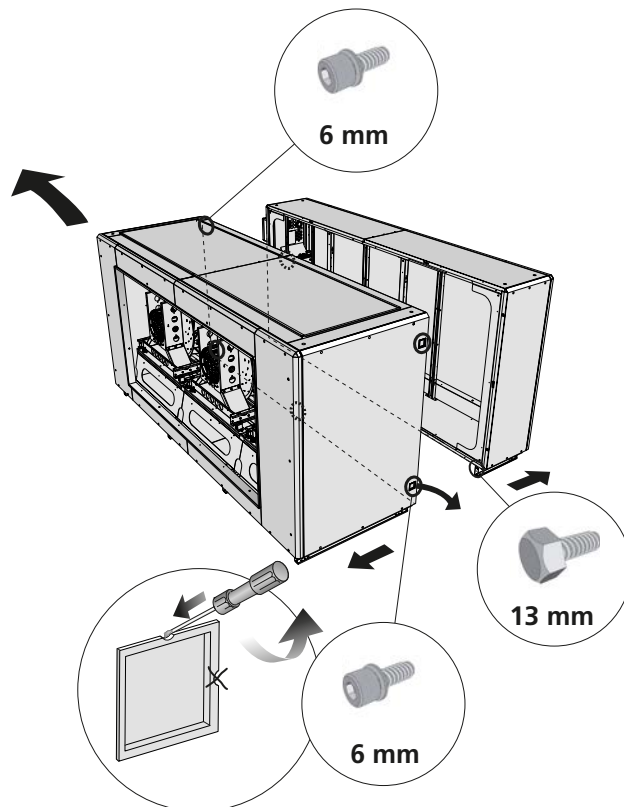
SILVER C SD 04/05, 07/08



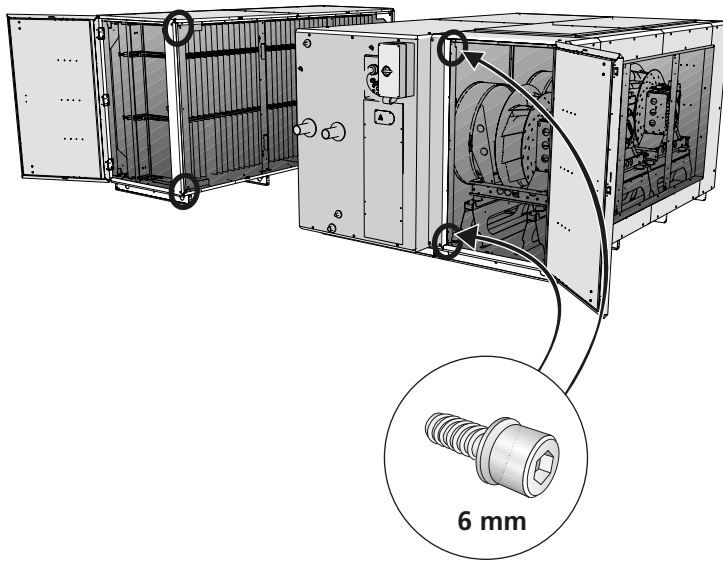
SILVER C SD 11/12, 14/20, 25/30, 35/40, 50/60 ○



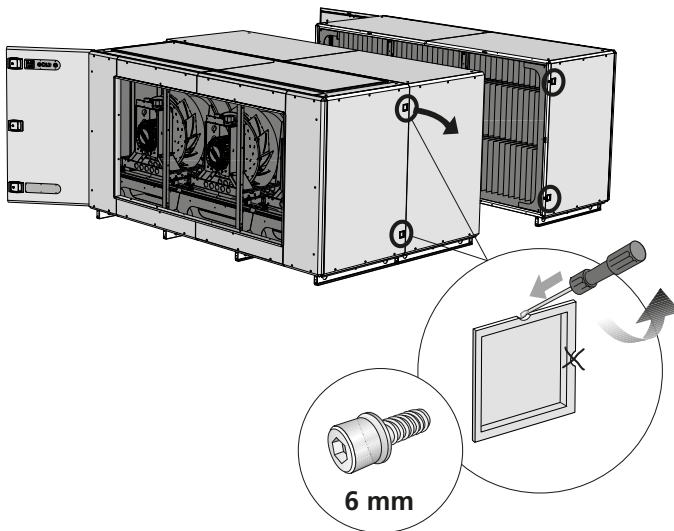
SILVER C SD 70/80 ○✳  
SILVER C SD 100/120 ○



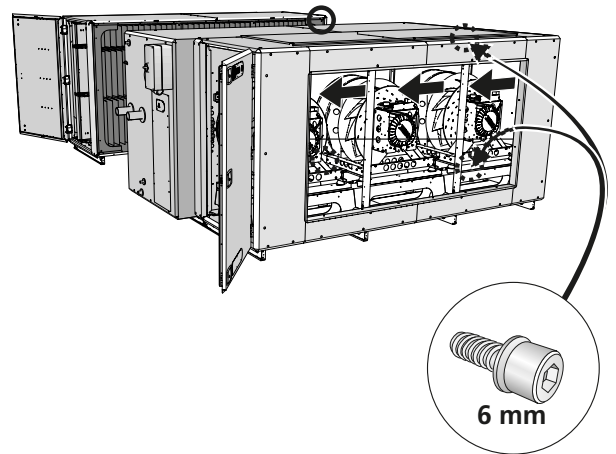
SILVER C SD 100/120



Alt. 1

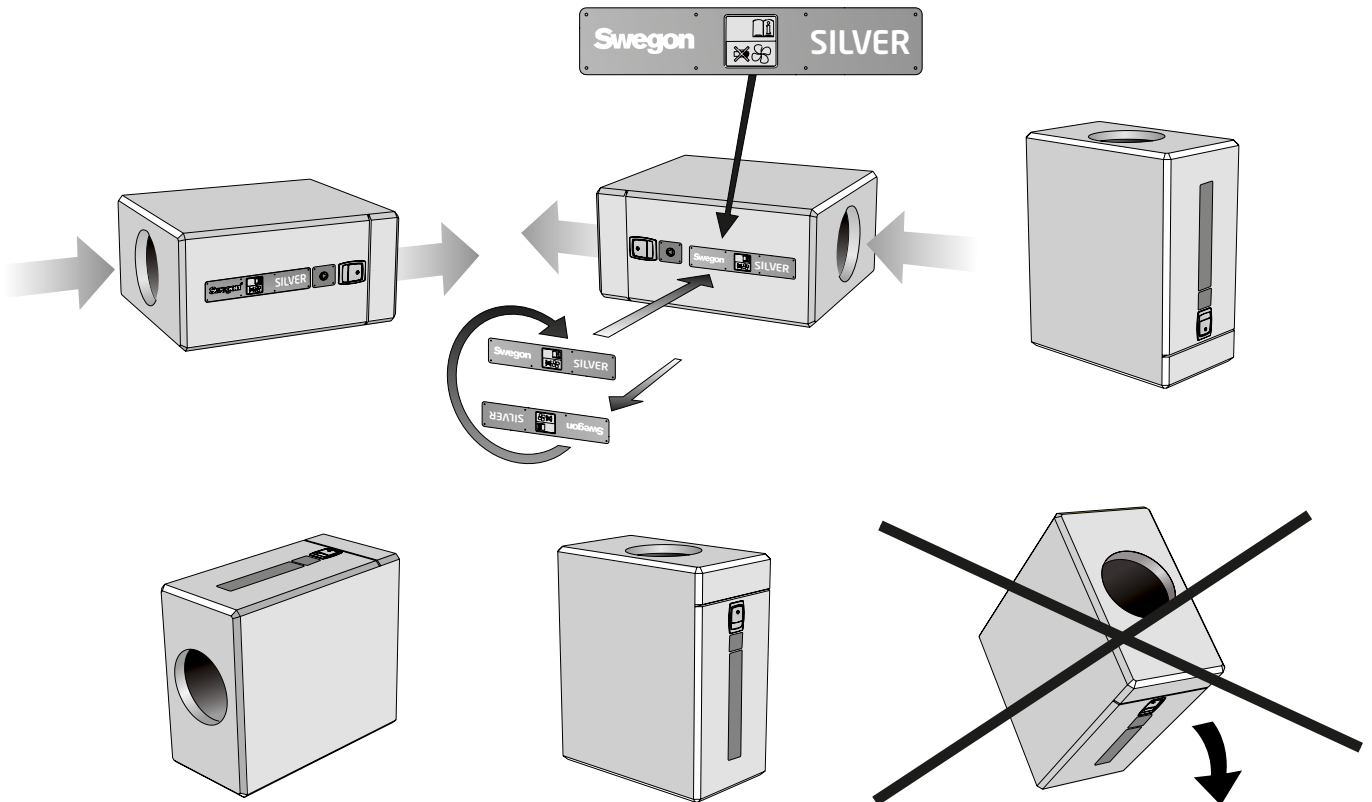
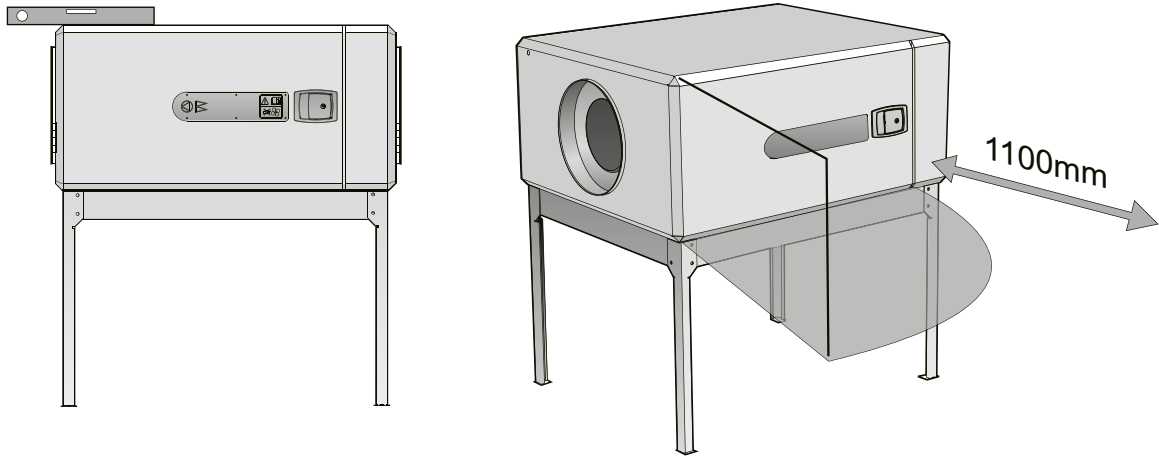


Alt. 2

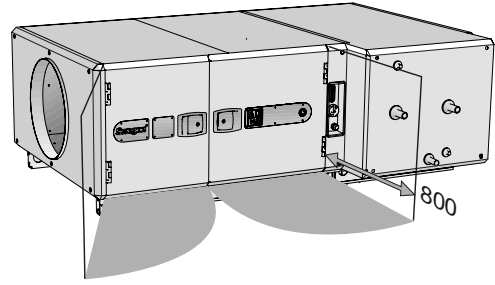
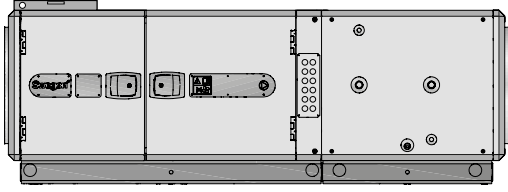




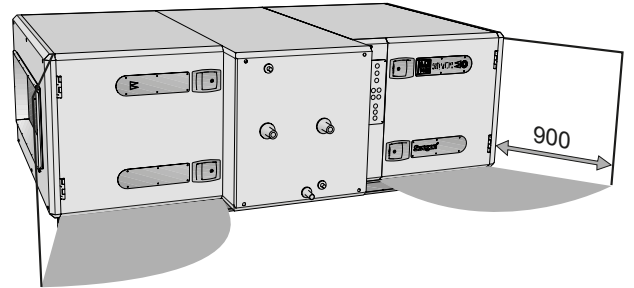
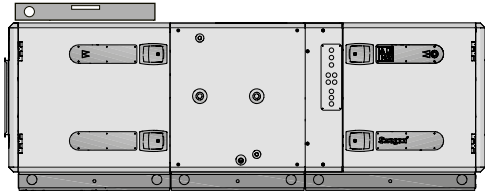
SILVER C SD 04/05, 07/08



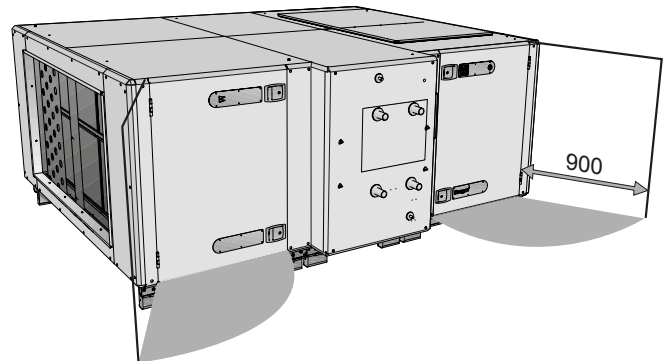
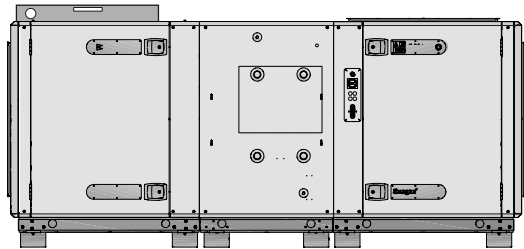
**SILVER C SD 11/12**



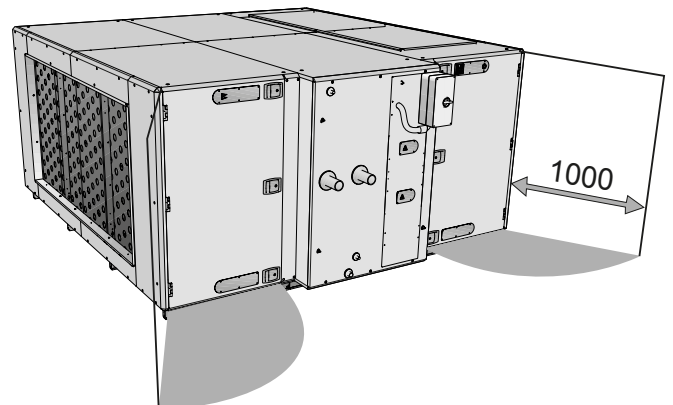
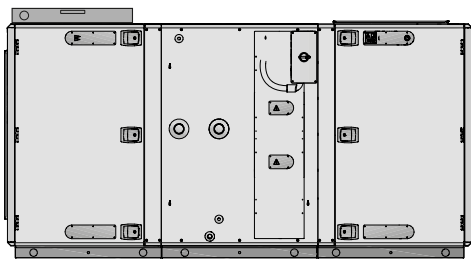
**SILVER C SD 14/20, 25/30, 35/40, 50/60**



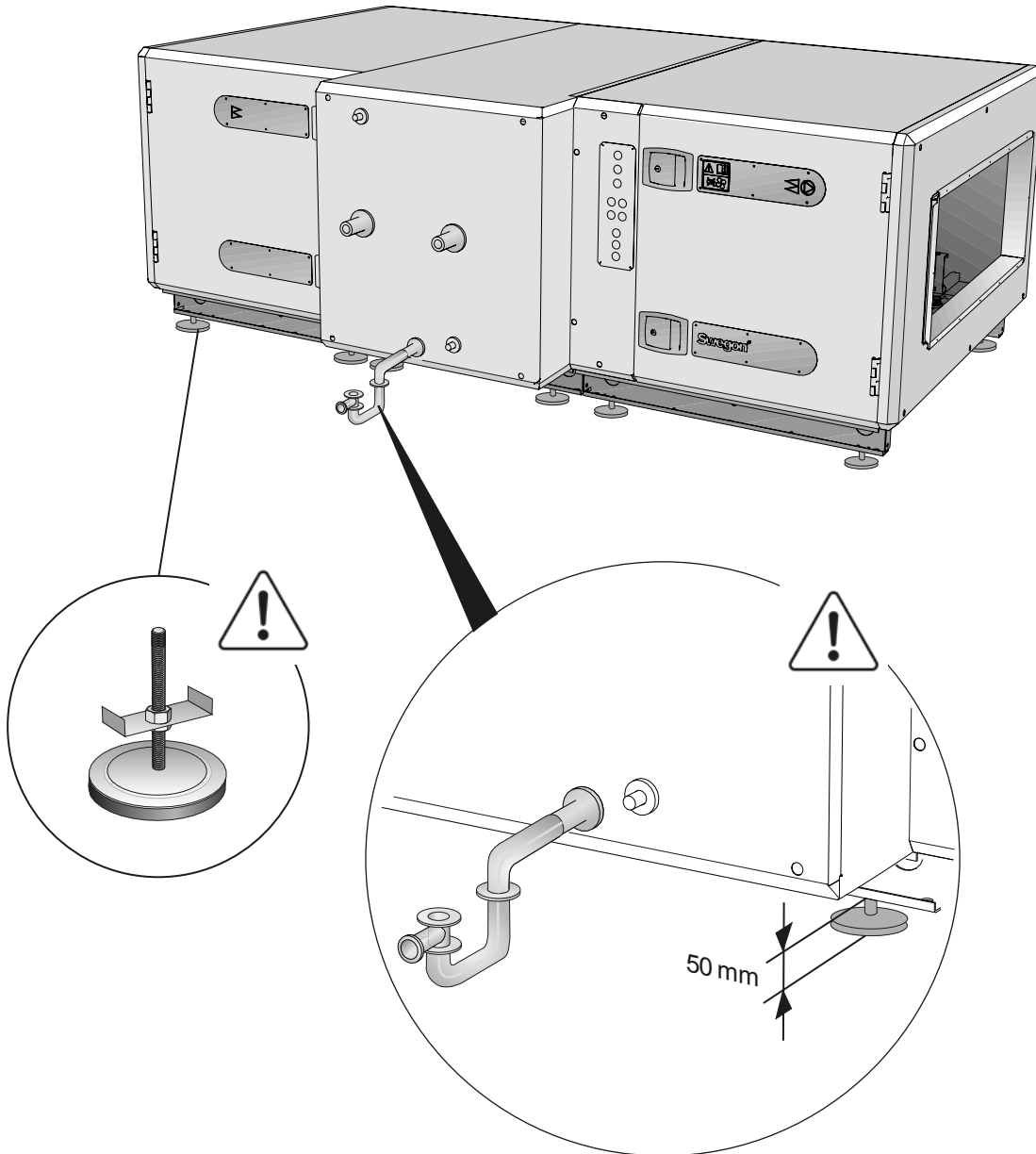
**SILVER C SD 70/80**



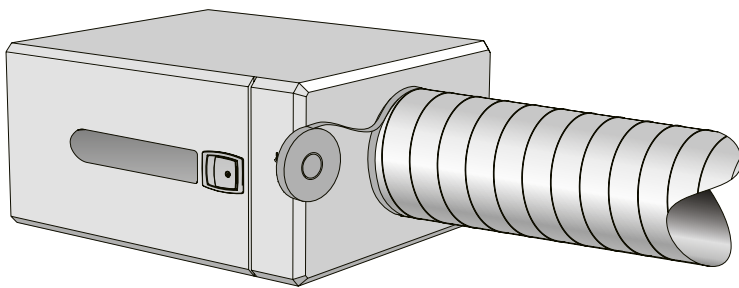
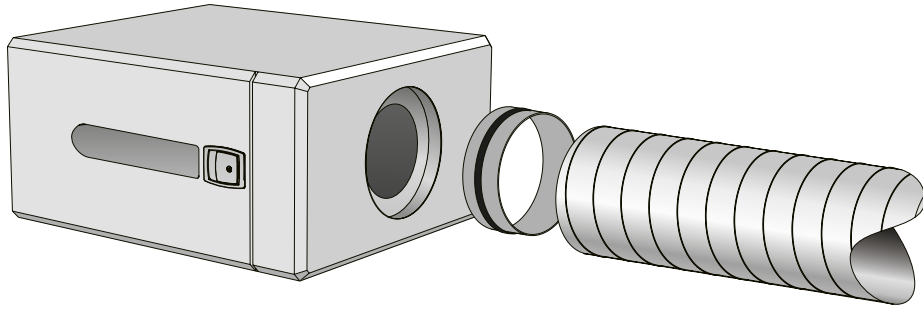
**SILVER C SD 100/120**



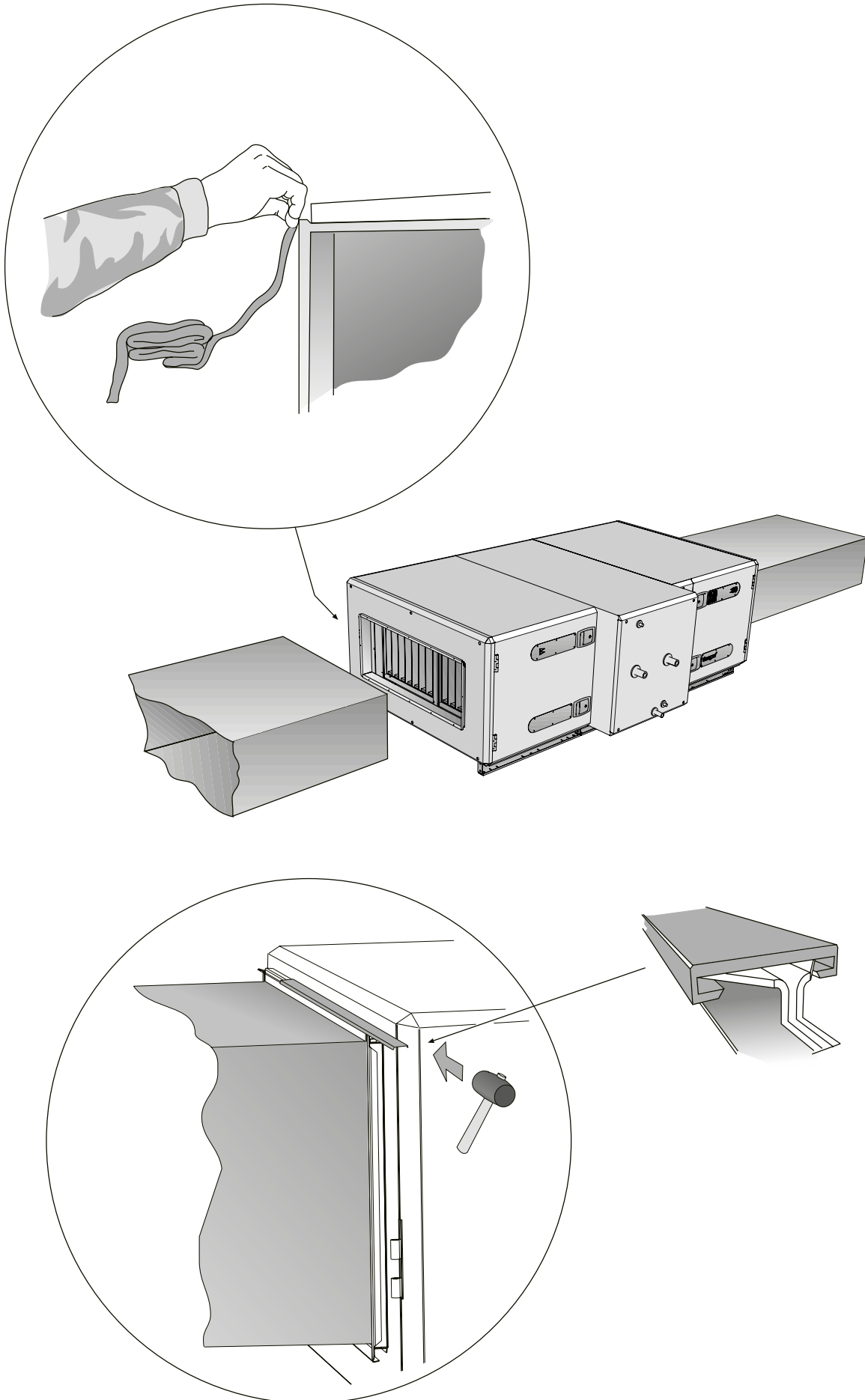
SILVER C SD 11/12, 14/20, 25/30, 35/40, 100/120



SILVER C SD 04/05, 07/08, 11/12



SILVER C SD 14/20, 25/30, 35/40, 50/60, 70/80, 100/120



## 10.

GB - See special instruction for electrical connection of fan motors.  
SE - Se särskild instruktion för inkoppling av fläktmotorer.  
DK - Se separat vejledning til elektrisk tilslutning af ventilatormotorer.  
FI - Katso puhallinmoottorien sähköliitännöjen erilliset ohjeet.



