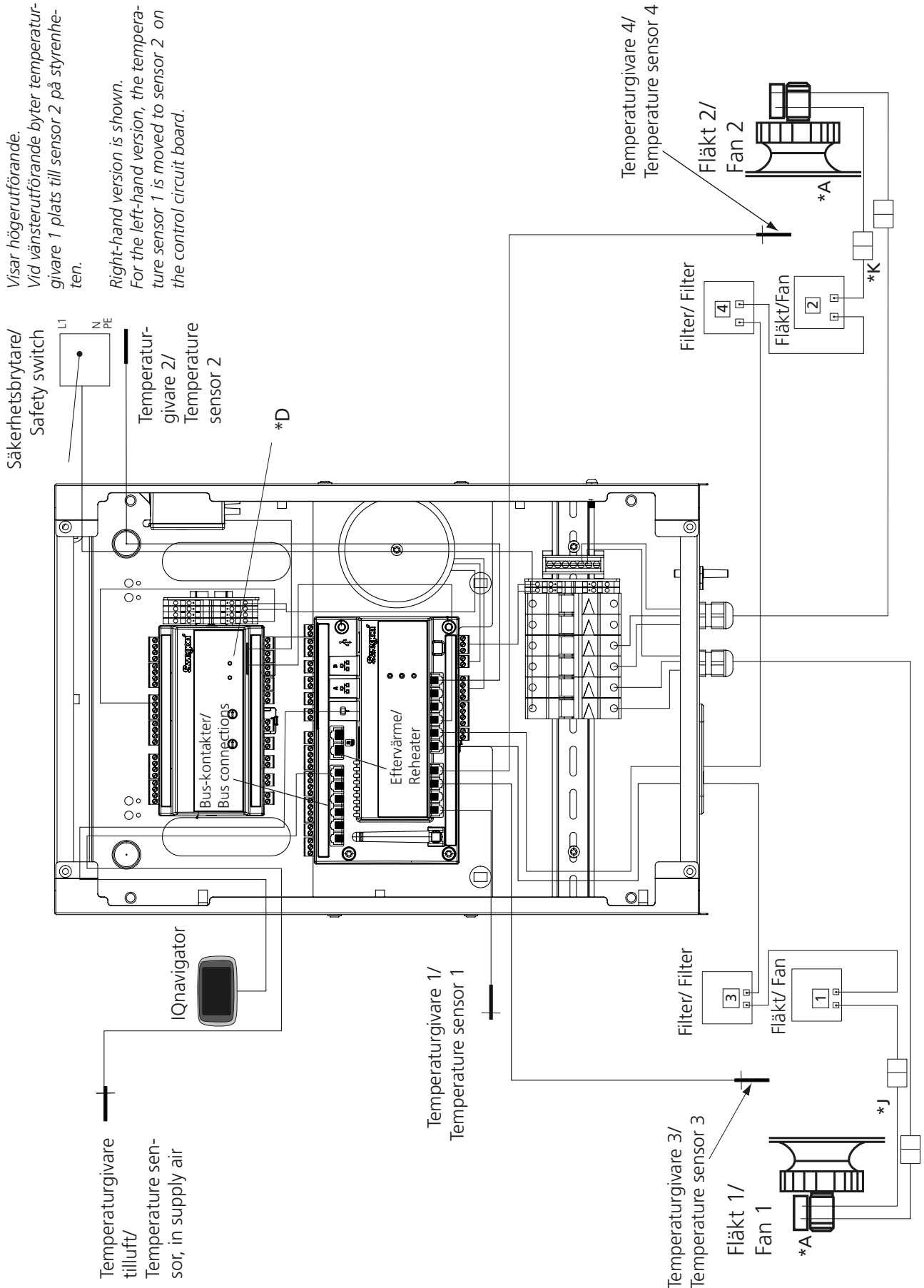


## GOLD PX 04-07, 08 eff.var./cap.var. 1, avfrost. sekv./defr. seq.



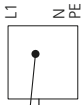
Visar högerutförande.

Vid vänsterutförande byter temperaturgivare 1 plats till sensor 2 på styrenheten.

Right-hand version is shown.

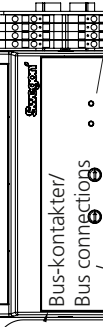
For the left-hand version, the temperature sensor 1 is moved to sensor 2 on the control circuit board.

Säkerhetsbrytare/  
Safety switch



Temperaturgivare 2/  
Temperature sensor 2

\*D



IQnavigator

Temperaturgivare tilluft/  
Temperature sensor, in supply air

Temperaturgivare 1/  
Temperature sensor 1

Temperaturgivare 4/  
Temperature sensor 4

Filter/ Filter

Fläkt/ Fan

Temperaturgivare 3/  
Temperature sensor 3

Fläkt 1/  
Fan 1

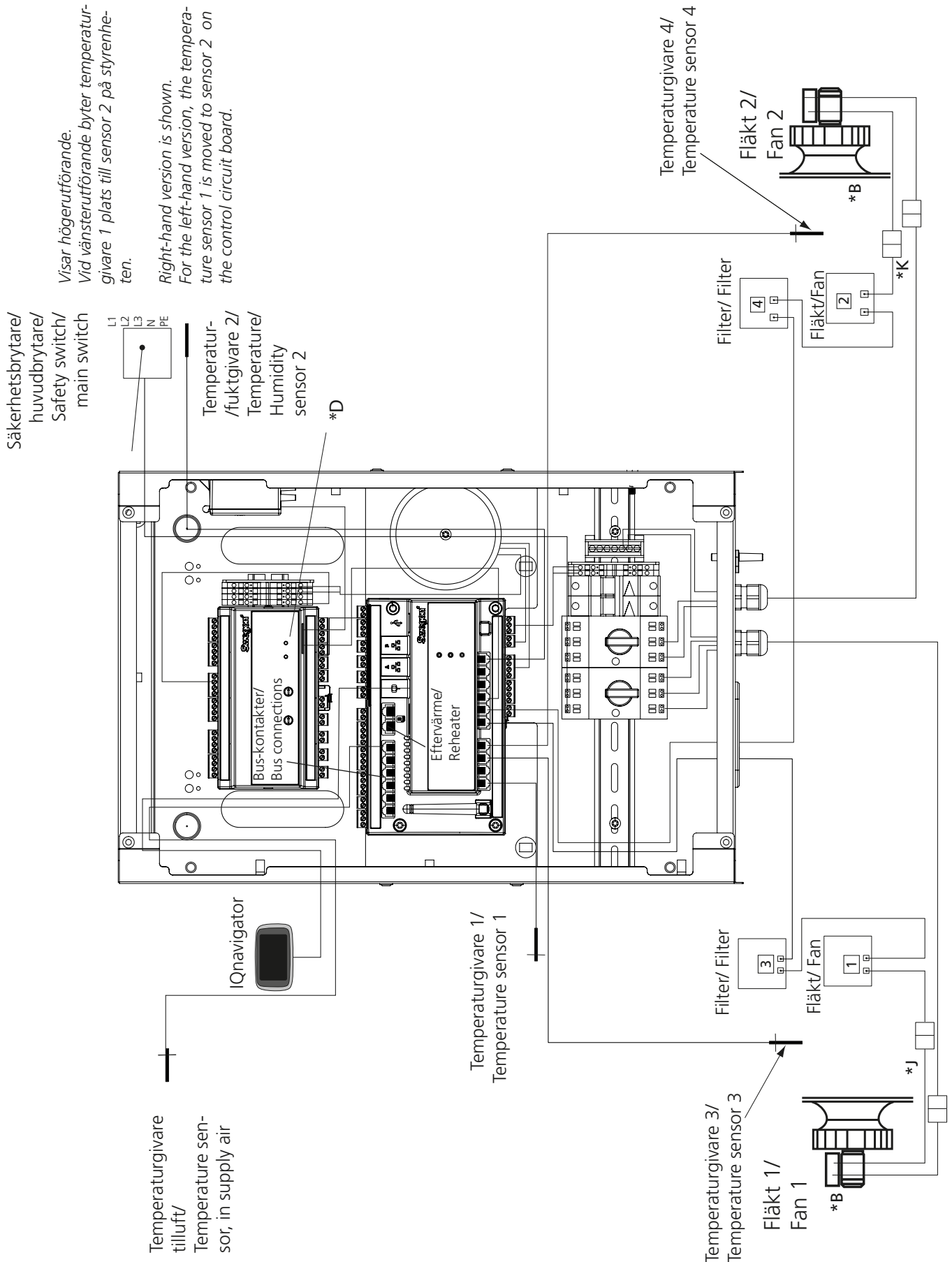
\*A

\*K

\*A

\*J

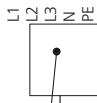
## GOLD PX 08 eff.var./cap.var. 2, avfrost. sek./defr. seq.



Visar högerutförande.  
Vid vänsterutförande byter temperaturgivare 1 plats till sensor 2 på styrenheten.

Right-hand version is shown.  
For the left-hand version, the temperature sensor 1 is moved to sensor 2 on the control circuit board.

Säkerhetsbrytare/  
huvudbrytare/  
Safety switch/  
main switch



Temperaturluft/  
Temperature sensor in supply air

\*D

Bus-kontakter/  
Bus connections

Eftenvärme/  
Reheater

Temperaturluft/  
Temperature sensor in supply air

Temperaturluft/  
Temperature sensor 1

Temperaturluft/  
Temperature sensor 4

Temperaturluft/  
Temperature sensor 3

Fläkt 2/  
Fan 2

Fläkt 1/  
Fan 1

Filter/ Filter

Filter/ Filter

Fläkt/Fan

Fläkt/Fan

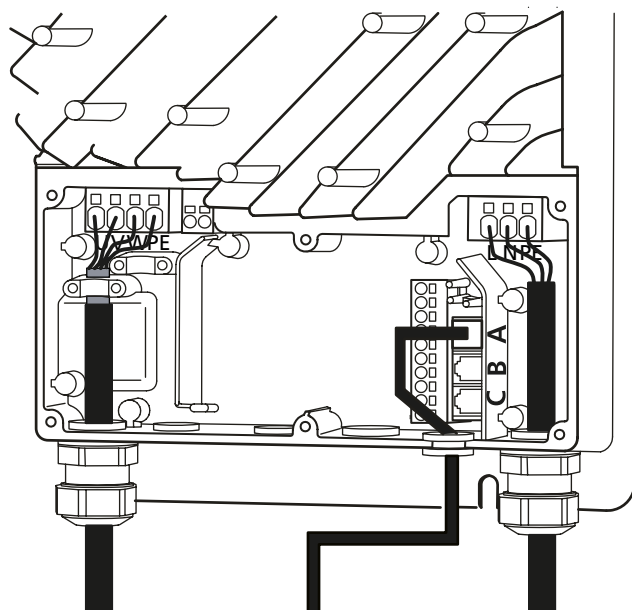
\*B

\*B

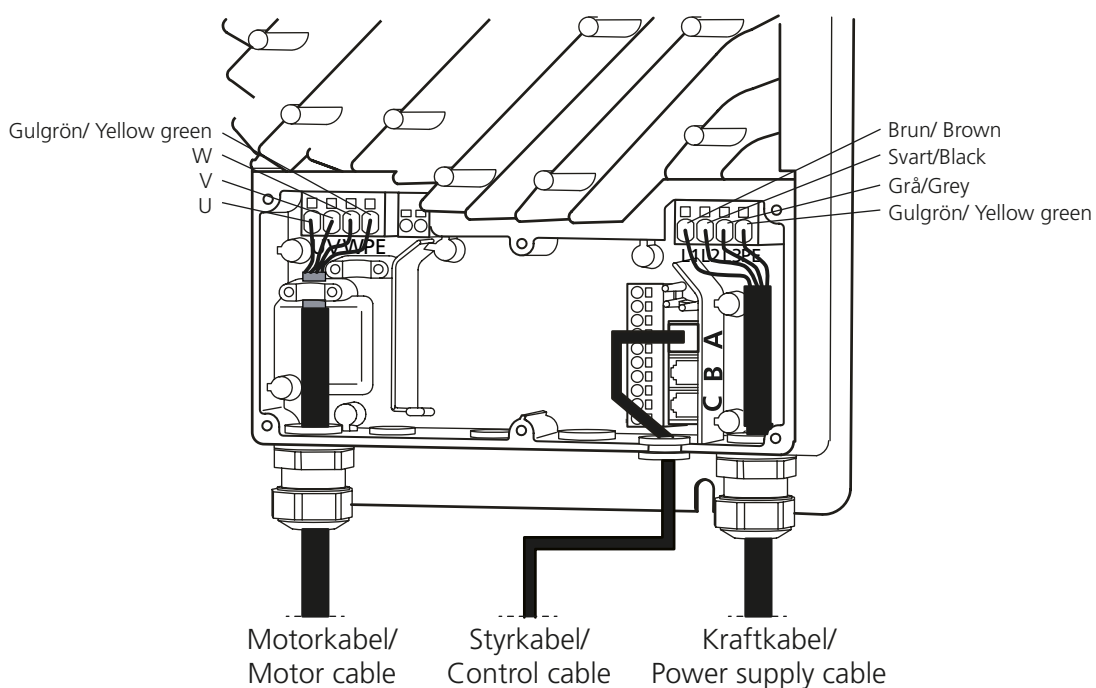
\*K

\*J

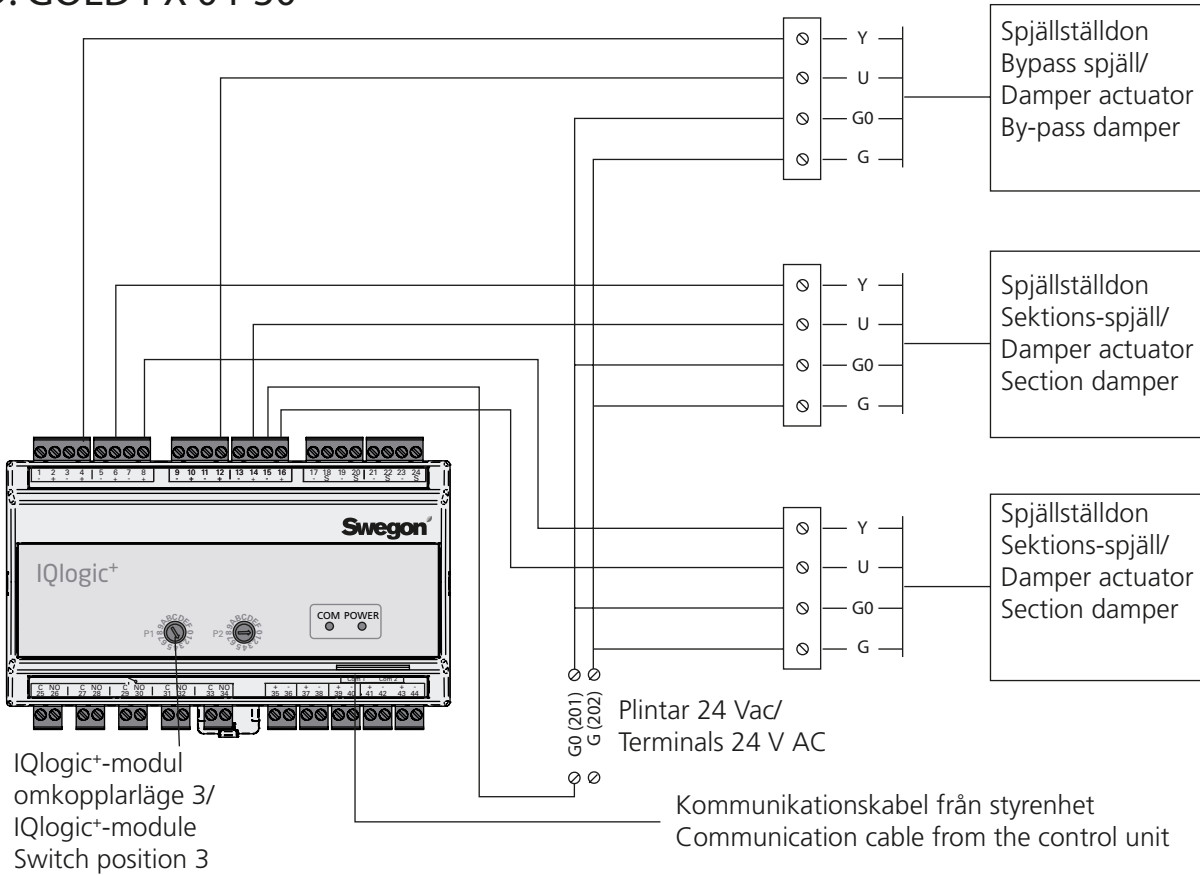
## A: GOLD RX/PX/SD 04/05, 08/11 eff.var./cap.var. 1



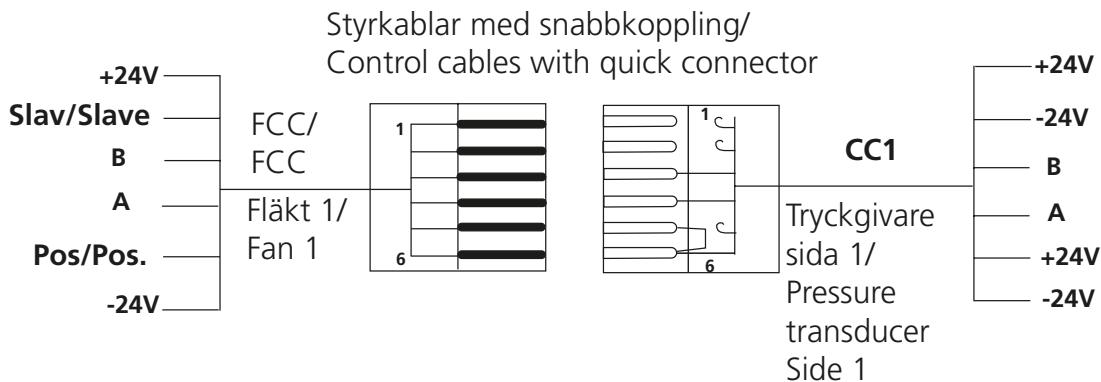
## B: GOLD RX/PX/CX/SD 08/11 eff.var./cap.var. 2, 12-120



## D: GOLD PX 04-30



## J: GOLD RX/PX/CX/SD 04-40



## K: GOLD RX/PX/CX/SD 04-40

