

WISE RTA

Setpoint selector switch - Room Temperature Adjuster



QUICK FACTS

- Setpoint selector switch with integrated temperature sensor
- Display and simple modification of the temperature setpoint
- Display and simple modification of the fan speed when controlling the Fan coil
- Digital input, e.g., for a card reader

Technical description

Design

Combined setpoint selector switch and temperature sensor with integrated radio transmitter. Designed for use in Swegon's indoor climate system WISE.

WISE RTA has a digital input for connection of, for example, a card reader.

For power supply via battery, the service interval for battery replacement is calculated to approximately 5 years. This can vary depending on how often temperature adjustments are made.

Function

The current setpoint value is shown via LEDs (green light) for 3 seconds (default) by pressing one of the two buttons. It is possible to set the display position afterwards via SuperWISE.

In order to adjust the temperature setpoint, press the upper button to increase the temperature and the lower button to decrease the temperature. The set point is adjusted in 0.5 degree increments each time the button is pressed.

In addition to the temperature set point, the product can be configured to adjust the fan speed when controlling the Fan coil. Menu mode is enabled by pressing one of the buttons, where the user chooses between temperature set point or fan speed by pressing the upper and lower buttons. Menu selection is performed by waiting a few seconds when the symbol for temperature set point respective fan speed are shown on the display. The user can then adjust the temperature set point and fan speed by pressing the upper and lower buttons. There are four modes for the fan speed: AUTO 1, 2 and 3 where 3 gives the highest speed.

WISE RTA also has an integrated LED that gives a steady red light for heat demand in the room, and a steady blue light for a cooling demand. The LED is not lit when there is no cooling/heating demand. The LED can also be deactivated if no illumination is required, for example, in a hotel room.

When there is a steady white light on the product it is in pairing mode with the WISE system.

For overview LEDs, see figure 3.

Materials and surface treatment

- Front-piece: PC, white NCS S1002-Y. For other colours, please contact Swegon
- Back-piece: PP, grey NCS S5500-N

Installation

Ideally WISE RTA is installed between 1.2 to 1.8 m above the floor, close to a door or middle of the wall, see figure 1.

The set point selector should not be exposed to sunlight or draught as this can result in an incorrect temperature reading.

Commissioning

Use TuneWISE for commissioning. Commissioning must be performed by qualified and trained WISE service engineers.

Maintenance

If necessary, use a dry cloth when cleaning. Never use water, detergent, cleaning solvent or a vacuum cleaner.

Declarations

The Building Material Declaration is available for downloading at www.swegon.com.

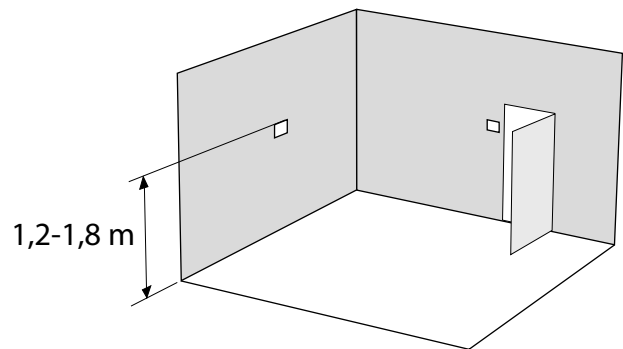


Figure 1. Placement of WISE RTA.

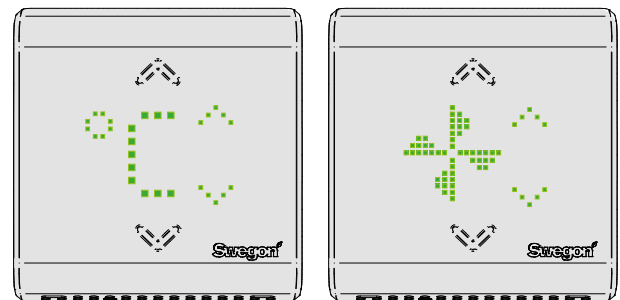


Figure 2. Menu selection for changing the temperature set point value or fan speed

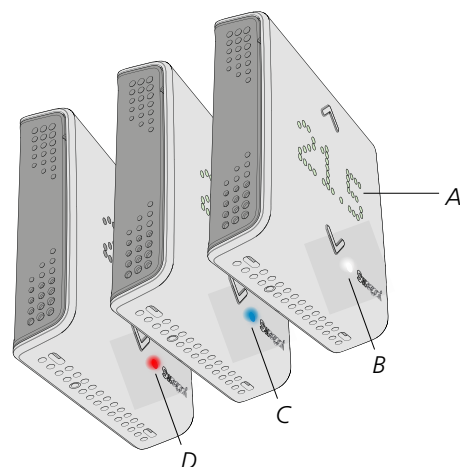


Figure 3. WISE RTA with lit LED digits and diodes.
A. Green LED digits show the setpoint.
B. White indicates pairing mode
C. Blue steady light indicates cooling demand
D. Red steady light indicates heating demand

Technical data

Power supply:	24 V AC $\pm 10\%$ 50-60 Hz, 15-30 V DC
Max. power consumption:	5 VA
Battery:	2 of the type AA, LiSOCl ₂ of 3.6 V (Li)
Glass fuse:	Cartridge Fuses 250V 0.5A Time Lag (Slo-Blo)
Cable rating, connector:	Max. 1.5 mm ²
External input:	1 digital (open/close or off/on)
Frequency band:	2.45 GHz IMS band (2400--2483 MHz)
Output (ERP):	50 mW
Range of measurement	
Temperature:	0 – 50°C $\pm 0.5^\circ\text{C}$
Display:	3 digits
IP class:	IP20
Ambient temperature	
Operation:	0 – + 55°C
Storage:	-40 – +80°C
RH:	10 – 95% non-condensing

Dimensions and weights

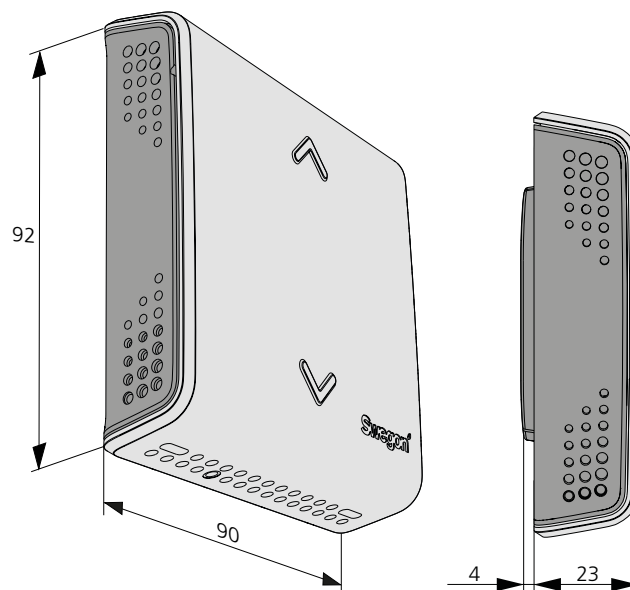


Figure 5. Dimensions, WISE RTA.

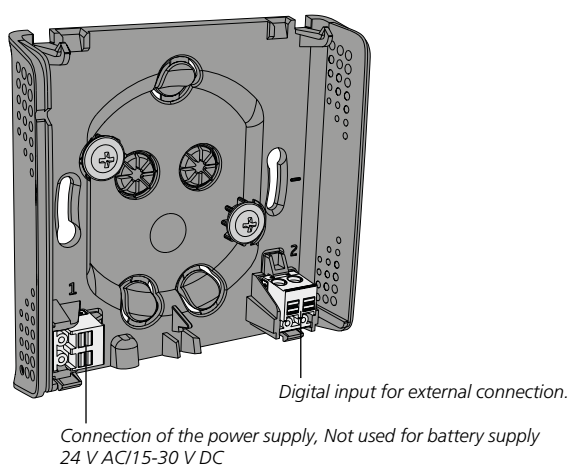


Figure 4. Back-piece

The back-piece can be installed on a wall or in a junction box.
The back-piece is prepared with knock-outs for cable entry.

Weight (kg)	
Without battery	With battery
0.106	0.142

Specification

Product

Setpoint selector switch WISE RTA a bbbb bbbbbb

Version:

Unit without battery = excl Battery
Unit with battery = incl Battery

Accessories

Battery, 1 pcs. Battery AA 3.6 V
Note! WISE RTA requires two batteries for battery operation

Specification text

Example of a specification text according to VVS AMA.

GI XX
Swegon’s setpoint selector switch type WISE RTA with the following functions:

- Display and modification of the setpoint
- Display and modification of the fan speed when controlling the Fan coil
- Built-in temperature sensor
- Digital input for connection of, for example, a card reader
- Battery operation up to 5 years or 24 V AC power supply
- Translucent plastic cover to display the temperature setpoint and adjustable setting of the display time

Type: WISE RTAa excl Battery xx items