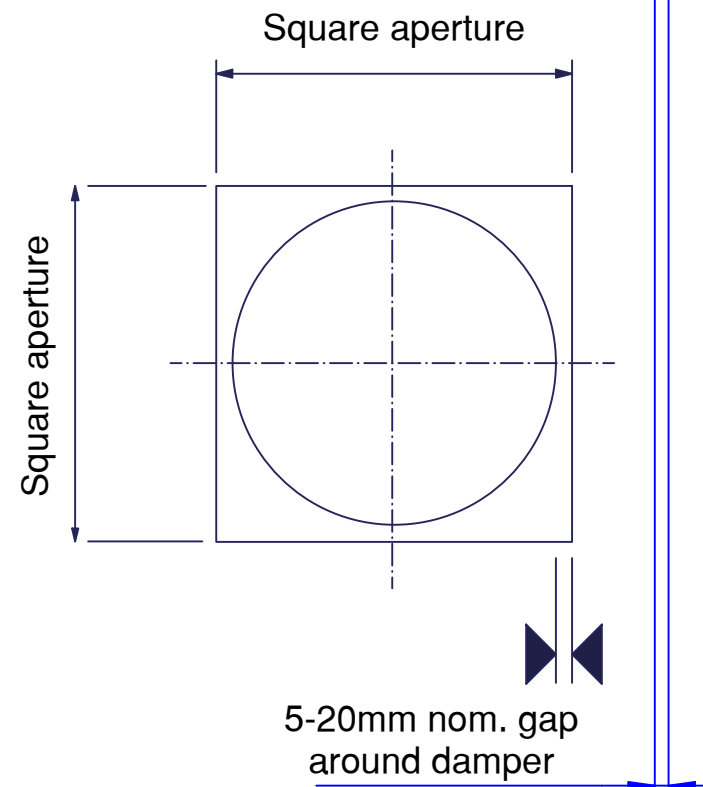
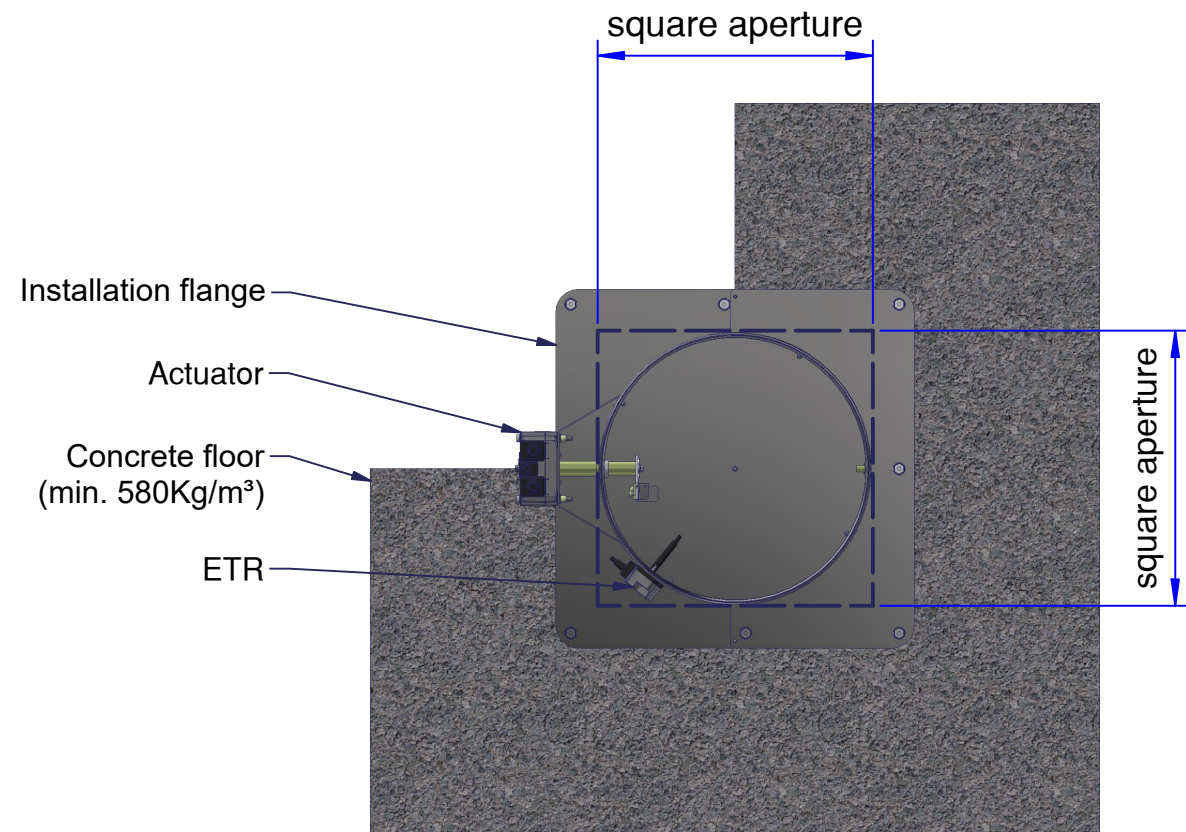
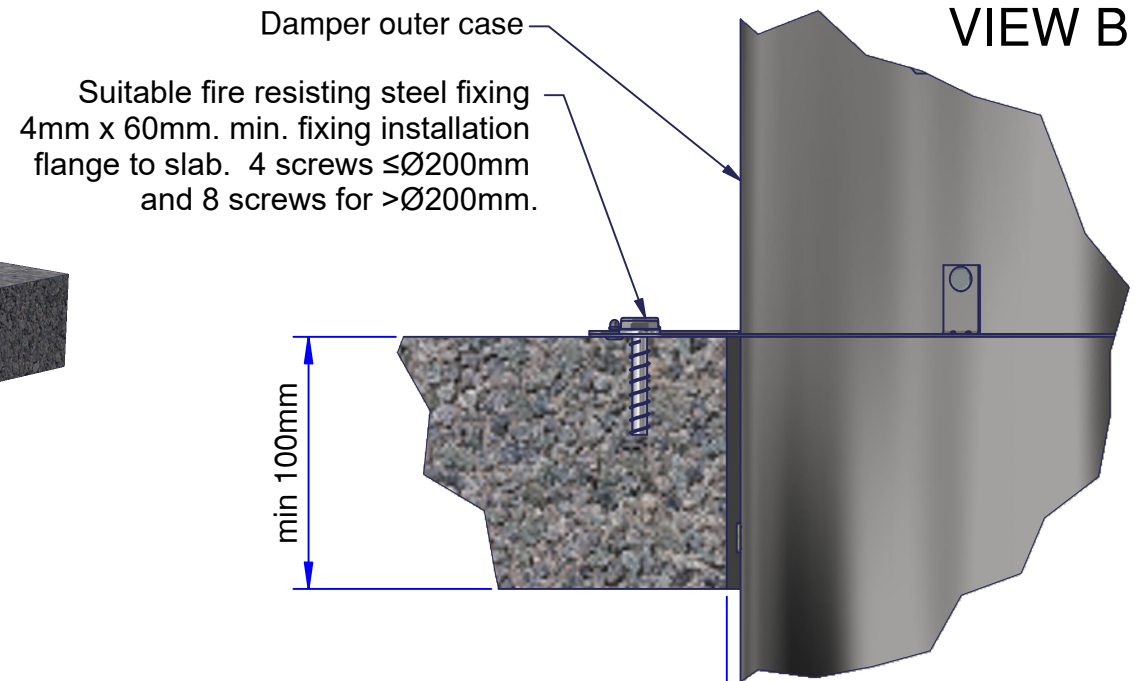
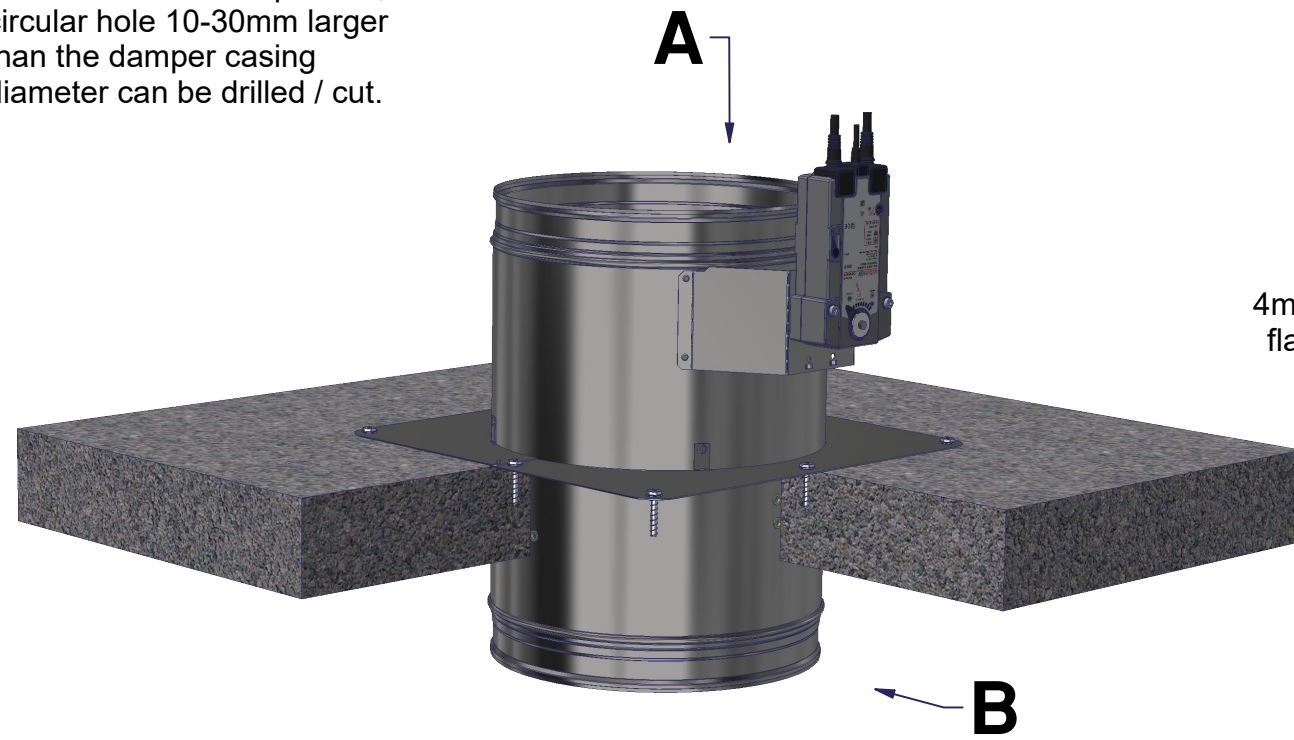


If size and condition permits, a circular hole 10-30mm larger than the damper casing diameter can be drilled / cut.



VIEW A

actionair

by Swegon

© Swegon Air Management Limited
 South Street, Whitstable, Kent CT5 3DU
 Tel: +44 (0)1227 276100
 Email: actionair@swegon.com
 www.swegon.com/uk

Installation Detail

If your proposed installation details differ from that shown here, please discuss this with the authority having jurisdiction, referencing this documentation.

Deviation from this drawing requires approval of the relevant authority.

Connecting ductwork omitted for clarity. Ductwork must be independently supported. There must be an appropriate break-away joint between the damper and the connecting ductwork on both sides of the installation.

A minimum of 200mm between fire dampers installed in separate ducts and 75mm between fire damper and construction elements/edges needs to be observed unless otherwise specified in the drawing.



SCAN ME

Please refer to the DoP for latest classifications for CE/UKCA compliance and the Installation, Operation and Maintenance Guide

E	ECN3023	MJB	30-04-26
D	ECN2227	JPM	29/04/22
C	ECN1961	MJB	29-11-19
B	ECN1955	MJB	06-11-19
A	ECN1927	MJB	14-08-19

Rev: Comments: By: Date:

Drawn By: M. Bushell Date: 22/05/2019

Checked By: A. Hill Date: 28/04/2026

Approved By: S. Gore Date: 30/04/2026

Description:
HORIZONTAL APPLICATION
CSS - CIRCULAR SMOKE SHIELD
SIDE FIX - SINGLE PLATE

Damper Size Range (mm)
 Ø100mm. - Ø355mm.

Reference No:	Sheet	Rev
AAF12821	1 of 1	E

