

# Actionpac LNS5

Bespoke Intelligent Damper Control and Monitoring System



## Key Features

- Dedicated damper control panel for control, testing and monitoring of fire dampers and smoke dampers.
- Powerful and very flexible functionality accommodates any last minute changes to strategy, zones, damper quantities, references, descriptions and enables standardisation of software (no bespoke site specific versions required)
- LNS5 is designed to work with all Actionair life safety dampers including SmokeCommand EN 1366-10 dampers LNS5 is a CE marked, EMC and LVD compliant product
- Open and interoperable protocol allows possible support by others future proof life-cycle preventative maintenance costs
- System designed to cater for environmental occupancy (energy saving) as well as the building's smoke/fire strategy
- Allows for phased commissioning and future expansion
- Practically suits any building's damper requirements
- Optional networking of panels to a central control and monitoring panel - up to 64 panels on network
- Optional remote access via internet

# Contents

**Introduction .....3**

**Why Swegon? .....4**

**System Commissioning.....4**

**Panel Specifications .....4**

    Sizing (max load 500W all panels) .....4

    Panel Details .....4

    Firefighter’s override panel .....4

**Description .....5**

    Actionpac LNS5 Panel .....5

    Digital Input / Output Device (DI16O8-M).....5

    Damper Interfaces.....5

    Hot Damper Interface (HDI).....5

**SFDI-M Details.....5**

    SFDI-M Damper Control Interface .....5

    3P-SFDI-M Damper Control Interface .....6

    LED Behaviour.....6

**Cable Specifications.....6**

**Typical Network Schematic .....7**

**Ordering Key .....8**

**Specification Text.....8**

# Introduction

Consultants in the field of fire engineering have long recognised the damage and danger to human life that can be caused by smoke spreading through buildings, even when the fire is confined to a small area.

Smoke/fire protection can save human lives as well as keeping damage to property and contents to an absolute minimum.

Control measures for smoke/fire protection, in old and new buildings, comprise of a wide variety of systems and items of equipment that must be carefully integrated in order to ensure maximum safety.

One of the most important tasks is performed by the automatic smoke and fire dampers that are incorporated into HVAC systems. In an emergency they must close immediately to contain the smoke and fire and prevent their spread through the ducting or open immediately to allow smoke extraction to take place.

The Actionpac LNS5 system represents the fifth and latest evolution of damper control in the Actionpac line of control panels. The system has been designed with the user in mind, providing an advanced tool that simplifies installation and commissioning of dampers and peripheral devices. The embedded computer utilises solid state technology for optimum reliability.

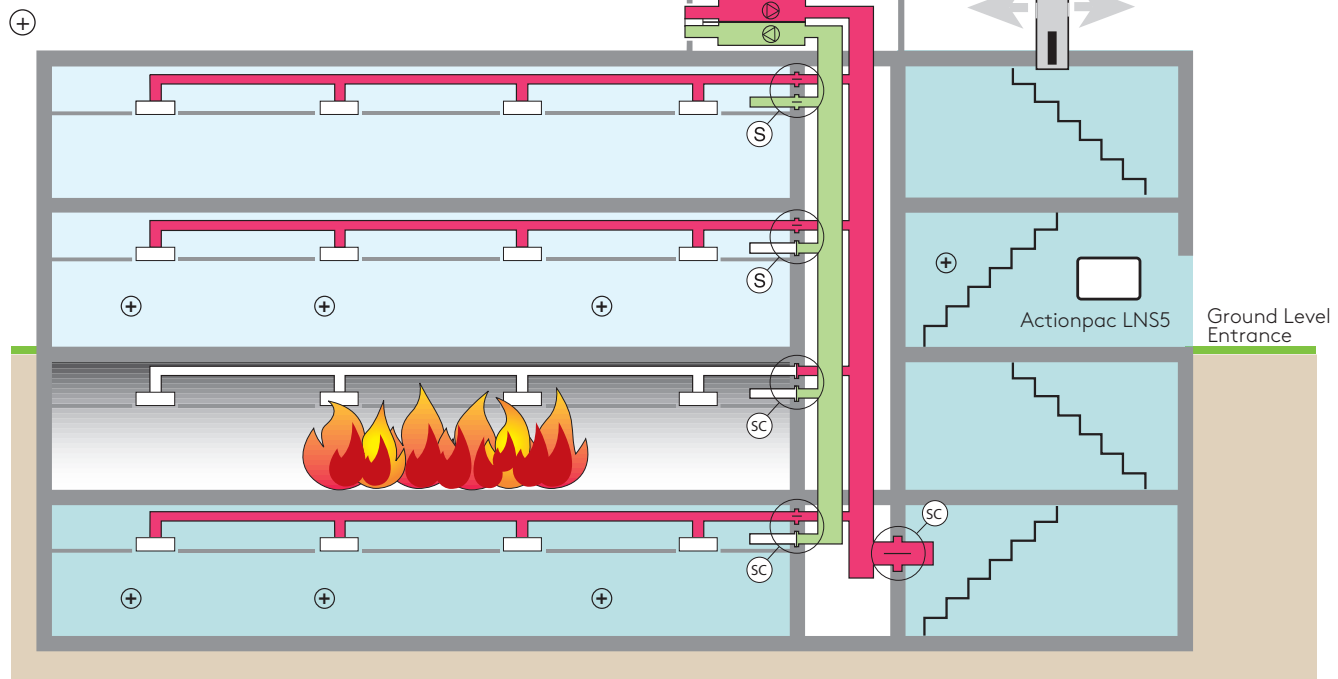
Its server architecture delivers benefits such as reduced commissioning time, simplified operation and scope for future growth and complete flexibility.

## Example Application

Ⓢ = Denotes SmokeShield CE Marked 'ES' Rated EN 1366-2 Fire Damper

ⓈⓈ = Denotes SmokeCommand CE Marked EN 1366-10 HOT400/30 Smoke Damper

⊕ = Positive Pressure.



## Why Swegon?

- Off site system cause and effect witnessing can be arranged
- Optional automatic scheduled damper testing, including omit option for critical dampers
- We are able to offer preventative maintenance contracts
- Thousands of prestigious reference sites
- Customer testimonials available upon request
- Here at Swegon, our Actionair team have vast experience and know-how in the damper market, helping and advising our customers choose the safest and most appropriate product
- Largest team of dedicated commissioning and maintenance engineers in the UK

## System Commissioning

Actionair provide a comprehensive after sales service to include pre-commissioning checks and a complete commissioning service for all our products.

Our Standard Commissioning service includes the following:-

- Attendance at all necessary induction courses and site familiarisation.
- Final connections of inputs to system from fire alarms, override switches, BMS etc.
- Final connections of each damper interface unit, electrical contractor to have ensured all necessary cables are entered into enclosure glands.
- Establishing communication to each damper interface unit.
- Viewing of damper blade movement to check operation.
- Configuring of the relevant cause and effect.
- Demonstration / witnessing of 10% of dampers installed. Full witnessing available by special request.
- Client Training on the system.
- Customer Service

Actionair provides quality products backed by a dedicated team committed to providing the very best in customer service.

We offer experienced technical backup, comprehensive sales, administrative customer support, and product commissioning.

## Panel Specifications

### Sizing (max load 500W all panels)

Enclosure Size (mm) W x H x D	Embedded Computer	DIO
500 x 500 x 210	10"	DI8O4 - M
600 x 600 x 210	15"	DII6O8 - M
800 x 1000 x 300	15"	DII6O8 - M
800 x 1200 x 300	15"	DII6O8 - M


### Panel Details

Colour	RAL 7035
Hinged	Left
230V Supply	Top entry right hand side
Network cables	Top entry left hand side
I/O cables	Top entry middle
Protection	IP 20 (230 Volt terminals shrouded)
Max ambient temperature	30 °C (Panel must be in a ventilated environment)
Options	Flush Mount Panel

*Standard panel sizes and weights are dependent on the number of networks and digital input/output devices required.*

### Firefighter's override panel

Example of firefighter's override panel. Manufactured to suit projects needs. Bespoke LED mimic panels manufactured to suit projects needs are also available.



# Description

## Actionpac LNS5 Panel

The Actionpac LNS5 System consists of either a 10 or 15 inch embedded computer depending on the panel size (see page 3), UPS and pre-loaded software. The system communicates with damper interfaces to provide intelligent control and monitoring of motorised dampers and monitoring of manual fire dampers. The data network cabling enables substantial reduction in costs when compared with conventional systems. Digital input/output devices can be accommodated on the network cable or located within the panel enclosure.

The embedded panel computer is supplied with Actionpac LNS5 software and operates on an embedded platform, which is extremely user friendly.

The server architecture delivers benefits such as flexibility, reduced commissioning time, ease of configuration, simplified operation, future system growth, full diagnostics for system and device integration along with optional automatic scheduled damper testing.

## Digital Input / Output Device (DI16O8-M)

This device accepts sixteen volt free contact inputs into the Actionpac LNS5 System. Typical inputs would be from fire alarm panels, fireman's override switches, manual call points and smoke detectors.

This device also provides eight relay outputs to be driven from the Actionpac LNS5 System. Typical outputs would be to fans and BMS systems.

Complex strategy (cause and effect) lists, including priorities can be driven from this input / output device which is located within the embedded panel PC enclosure. Other I/O devices are available for panel or field location.

*Please note: 500 x 500 panel uses a DI8O4-M, eight inputs and four outputs (see page 3).*

## Damper Interfaces

### Smoke Fire Damper Interface (SFDI-M)

This device is required for each smoke fire damper used with the Actionpac LNS5 System.

The SFDI-M controls and monitors motorised smoke/fire dampers, either spring return or drive open drive closed. The device ensures correct operation and status of the damper and provides an alarm at the PC Panel in the event of local power supply failure.

### 3 Position Smoke Fire damper interface (3PSFDI-M)

Actuator can be set to a balanced position or driven one way and fail safes the other via spring return. Actuator can alternatively be modulated via 2 – 10V signal from BMS.

### Fire Damper Interface (FDI-M)

Monitors damper position and provides facility for energising an electromagnet. Damper fail safes closed via its spring mechanism and must be manually reset.

## Hot Damper Interface (HDI)

The HDI with a unique thermal enclosure offers protection of the various interfaces to control and monitor SmokeCommand EN 1366-10 smoke control dampers up to 400°C for 30 minutes.

The HDI enclosure consists of two separate materials, enabling the HDI to function at the extreme temperature specified.

The outer casing has endothermic properties that significantly slow down the internal temperature rise in a high temperature emergency condition. The inner casing is a special thermal insulating material. The unit has been tested and independently witnessed by Lloyds.

# SFDI-M Details

## SFDI-M Damper Control Interface

### Typical Operation

- System will control and monitor most motorised dampers and offers monitoring of any dampers that are manually reset
- Power On – Damper resets / Power Off – Spring release
- Release Time ≈ 22 seconds / Reset Time ≈ 60 seconds.

### 24V AC or DC (Power transformation by others)

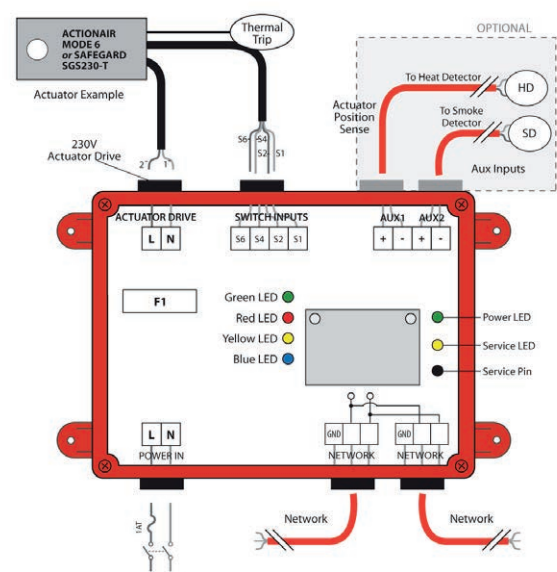
- Connect 24V via a safety isolating transformer.

### 230V AC 50 / 60Hz (By other)

- 1 amp fused spur to be provided. EN wiring regulations to be observed.

### Power Supply (By other)

- 24V AC or DC + Mode5 actuator
- 230V AC + Mode6 actuator



## 3P-SFDI-M Damper Control Interface

### Typical Operation

- Auto Mode Damper can be set from the Actionpac or Safeguard smoke control system to a balanced position (once learned) or to drive open or closed (damper configuration mechanically set) and fail-safe via spring-return.
- Learn Mode Damper can be set to its required balanced position.
- Local Mode Damper can be modulated via a 2 -10V signal from the Building Management System (BMS). In the event of a fire alarm/firefighters override input the Actionpac or Safeguard smoke control system will take control away from the BMS and react according to the input(s).

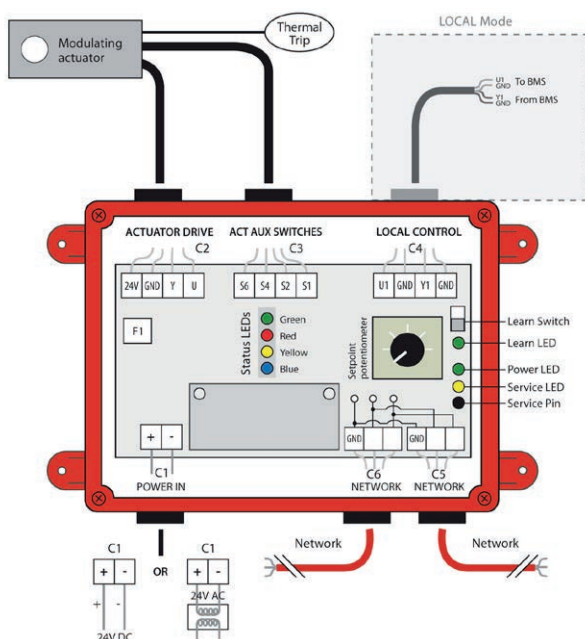
### 24V AC or DC (Power transformation by others)

- 24V AC or DC (Power transformation by others)
- Connect 24V via a safety isolating transformer.

### Power Supply (By other)

- 24V AC or DC + Mode5 3P actuator

Maximum power consumption for combined SFDI-M/3P-SFDI-M plus Actionair actuator is <15W.



## Cable Specifications

Cable Type	Fire Rated	Max Length of Network Channel	Conductor Size
Belden 9841 NH 2 core		1000m	0.51mm <sup>2</sup>
Prysmian (Pirelli) FP 200 Gold 2 core	●	1000m	1.5mm <sup>2</sup>
Prysmian (Pirelli) FP Plus 2 core	●	1000m	1.5mm <sup>2</sup>
Firetuf FT30 2 core	●	1000m	1.5mm <sup>2</sup>
Firetuf FT120 2 core	●	1000m	1.5mm <sup>2</sup>

These cable specifications are fundamental to the stable and reliable operation of your smoke/fire control and monitoring system.

- Maximum number of devices\* on a network channel is 120.
- The network is polarity sensitive.
- Network devices are wired in a simple 'daisy chain', (in and out). No cable stubs permitted.
- Typically, the SFDI-M is no more than one metre from the damper as the actuator flying leads are one metre in length.

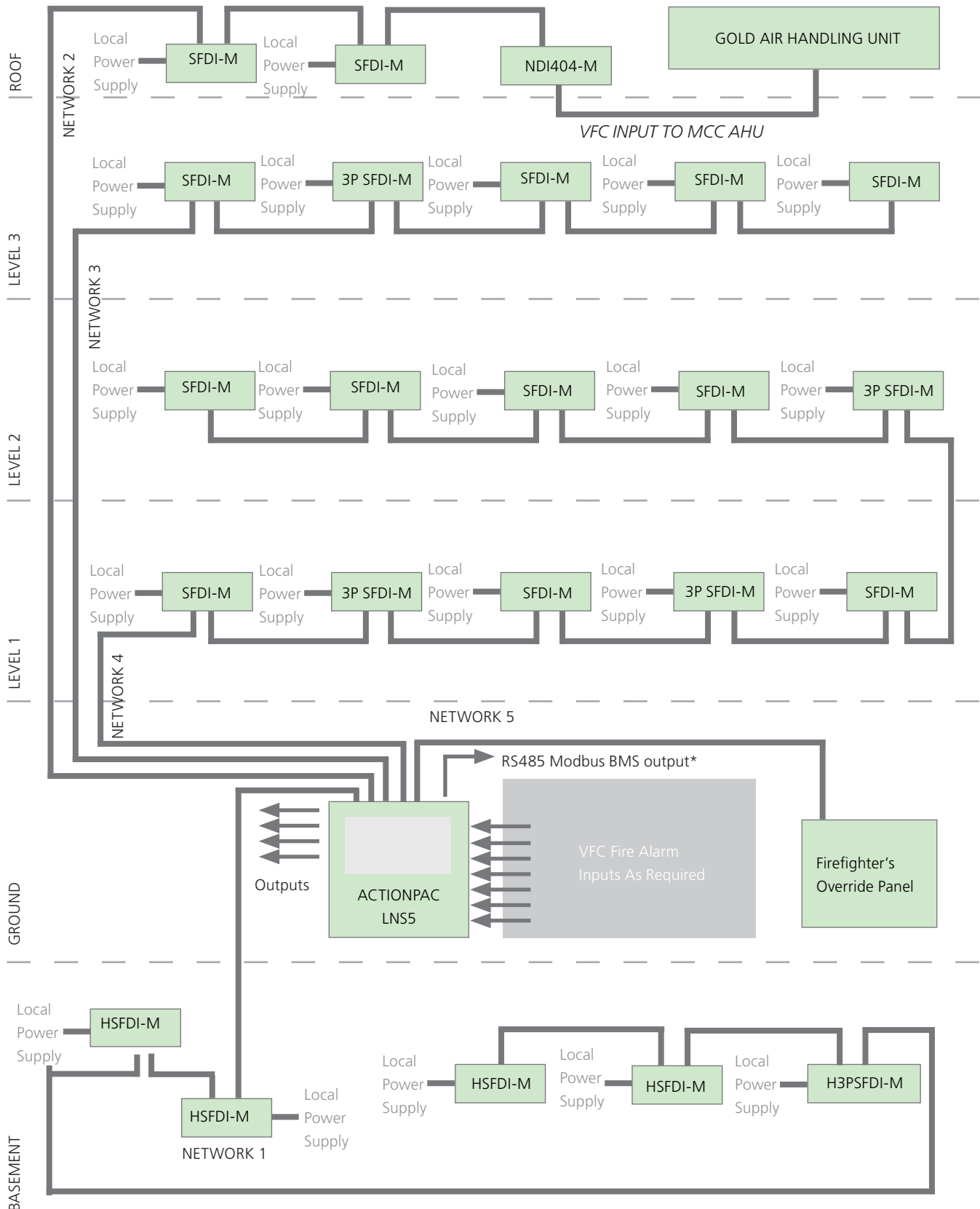
\* A device is one of the following:- Damper Interface, Hot Damper Interface or a, NDI404-M.

N.B. A multiple damper requires one Damper Interface or Hot Damper Interface per damper/actuator section

## LED Behaviour

Function	Green ●	Red ●	Yellow ●	Blue ●	Service (Yellow) ●	Power (Green) ●
Open	On	Off				On
Closed	Off	On				On
Travelling	Flashing	Flashing				On
Fault			Flashing			On
Ping				One-shot		On
Offline	On	On	On	On		On
Wink					Flashes for 5 secs	On

# Typical Network Schematic



Our team are experienced in working with both consultants and contractors, and are able to give you key guidance as to the elements you should consider when developing your cause and effect.

In the above diagram, SmokeShield EN 1366-2 fire dampers are used above ground with SFDI-M/3P-SFDI-M's and SmokeCom-

mand EN 1366-10 smoke dampers in the basement area with HSFDI-M's.

Note: Each damper interface controls/monitors a damper.

\* BACnet over IP available as an option

# Ordering Key

Contact Swegon to place an order for Actionpac Control Panels.

# Specification Text

The Actionpac LNS5 System consists of either a 10 or 15 inch embedded computer depending on the panel size (see page 3), UPS and pre-loaded software. The system communicates with damper interfaces to provide intelligent control and monitoring of motorised dampers and monitoring of manual fire dampers. The data network cabling enables substantial reduction in costs when compared with conventional systems. Digital input/output devices can be accommodated on the network cable or located within the panel enclosure.

The embedded panel computer is supplied with Actionpac LNS5 software and operates on an embedded platform, which is extremely user friendly.

The server architecture delivers benefits such as flexibility, reduced commissioning time, ease of configuration, simplified operation, future system growth, full diagnostics for system and device integration along with optional automatic scheduled damper testing.