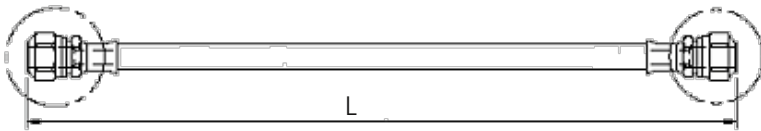


SYST FH

Overview - Flexible Hoses


20161027

SYST FH-F1 Clamping ring coupling against pipe on both ends



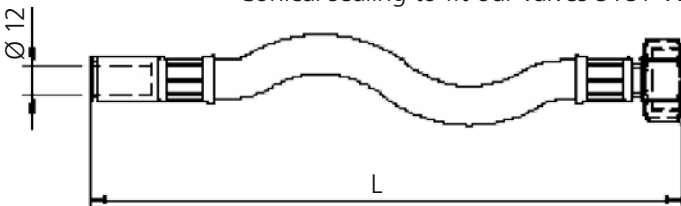
SYST FH-F1-300-12
SYST FH-F1-500-12
SYST FH-F1-700-12

SYST FH-F20 Quick-fit coupling (push-on) against pipe on both ends



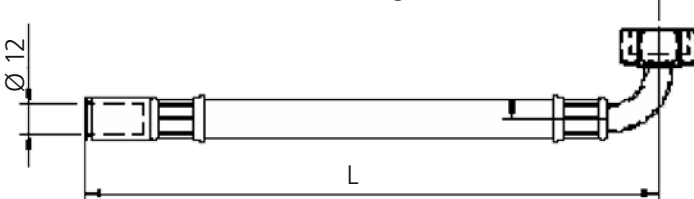
SYST FH-F20-245-12
SYST FH-F20-275-12
SYST FH-F20-475-12
SYST FH-F20-675-12

SYST FH-F30 Quick-fit coupling (push-on) against pipe on one end, sleeve nut on the other end.
Conical sealing to fit our valves SYST VEN115, VDN215 and VD 115 CLC



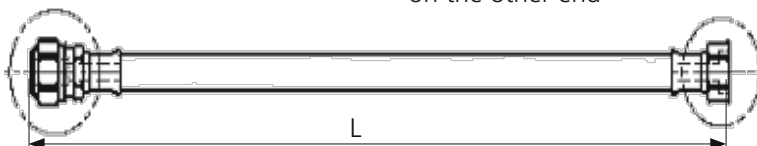
SYST FH-F30-125-12 G $\frac{3}{4}$ "
SYST FH-F30-200-12 G $\frac{3}{4}$ "
SYST FH-F30-400-12 G $\frac{3}{4}$ "
SYST FH-F30-600-12 G $\frac{3}{4}$ "

SYST FH-F40 Quick-fit coupling (push-on) against pipe on one end, sleeve nut (90°) on the other end.
Conical sealing to fit our valves SYST VEN115, VDN215 and VD 115 CLC



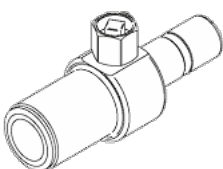
SYST FH-F40-125-12 G $\frac{3}{4}$ " ANGLE
SYST FH-F40-200-12 G $\frac{3}{4}$ " ANGLE
SYST FH-F40-400-12 G $\frac{3}{4}$ " ANGLE
SYST FH-F40-600-12 G $\frac{3}{4}$ " ANGLE

SYST FH-F4 / F5/ F6/ F7 Clamping ring coupling against pipe on one end, sleeve nut with flat gasket on the other end



SYST FH-F4-500-12 G $\frac{1}{2}$ "
SYST FH-F4-700-12 G $\frac{1}{2}$ "
SYST FH-F5-500-12 G $\frac{3}{4}$ "
SYST FH-F5-700-12 G $\frac{3}{4}$ "

SYST AR-12 Air vent. purge valve with push-on coupling



SYST AR-12